

# QUARTERLY REPORT 2019

## Eastern PA EMS Council

Email: [info@easternemscouncil.org](mailto:info@easternemscouncil.org)

Website: [www.easternemscouncil.org](http://www.easternemscouncil.org)

Tel: 610-820-9212

4801 Kernsville Road  
Orefield, PA 18069



# TABLE OF CONTENTS

	Page
Regional update and summary	3
Looking Ahead	4
Methods of Data Collection	5
Findings	6
Summary Figures	6
Total Number of Patient Care Reports Submitted	7
EMS Disposition figures 01/01/2019 - 03/31/2019	8
STEMI Report 01/01/2019 - 03/31/2019	9
Operational Deployment Total number of EMS responses by day of week	10
12-Leads Performed	11
Total number of EMS responses by hour	12
Medication Administration	13

# REGIONAL UPDATE AND SUMMARY

Quarterly, the Eastern PA EMS Council publishes a regional data report. While this is our first addition, the regional council will be releasing a comprehensive data report that will cover the 3 months within each quarter for a total of 4 reports each year followed by a comprehensive data analysis cumulative of all data reports as a final report for each calendar year thereafter.

All information in this report is derived from the National Emergency Medical Services Information System (NEMSIS) as reported by each EMS Agency whose reports are submitted to the Eastern PA EMS Council.

During the first quarter of 2019 the EMS System that encompasses the Eastern PA EMS Council Region responded to 49,916 calls for service; to include routine transports. It is also important to note, the information reported out to you is only as accurate as the information provided by field providers through the electronic Patient Care Reports (ePCR) systems. It is also important to note that information entered into a narrative section of a patient care, such as medication administration, will not be recorded in this report because it cannot be captured with a dataset search.

It is the goal of this office to utilize our regional data to help drive the Commonwealth's EMS System, assist in advancing the capabilities of EMS Providers, and drive data focused change to not only our region but the EMS System with the Commonwealth of Pennsylvania.

***“Good information in - yields good information out”***

## Looking Ahead

Agency leaders, at all levels of Emergency Medical Services, within the Eastern PA Emergency Medical Services region are encouraged to share this report with your staff, encourage them to properly document things such as medication administration and other procedures within the provided flow charts so that comprehensive data can be pulled.

Additionally, 27 of 36 ALS agencies within the Eastern PA EMS Region are reporting their Cardiac Arrest data into the CARES system. Our goal is to have 100% of agencies reporting. Lastly, the Eastern PA EMS Council has been very busy with Hands Only CPR. With an increase of 255% from last year, the Council has taught 6,781 individuals this life-saving skill.

If there are any questions regarding this report or content included in this report, please contact the Eastern PA EMS Council.

**John G. Kloss**  
**Executive Director**

# METHODS OF DATA COLLECTION

The Eastern PA EMS Council utilizes a variety of sources to obtain the information to which this report contains. All licensed - transport capable - EMS Agencies are required to submit ePCRs to the state data bridge. For many, this is being handled by the vendor contracted by the EMS Agency. This report however contains not only information uploaded via the ePCR systems but also data submitted to the regional EMS Council by other electronic means; an example of this is Ketamine and Etomidate electronic reporting.

- Data collected in this report is between January 1, 2019 and March 31, 2019
- QRS agencies data is not inclusive in this report as they are exempt from electronic reporting
- All data is for “emergency records” unless otherwise noted

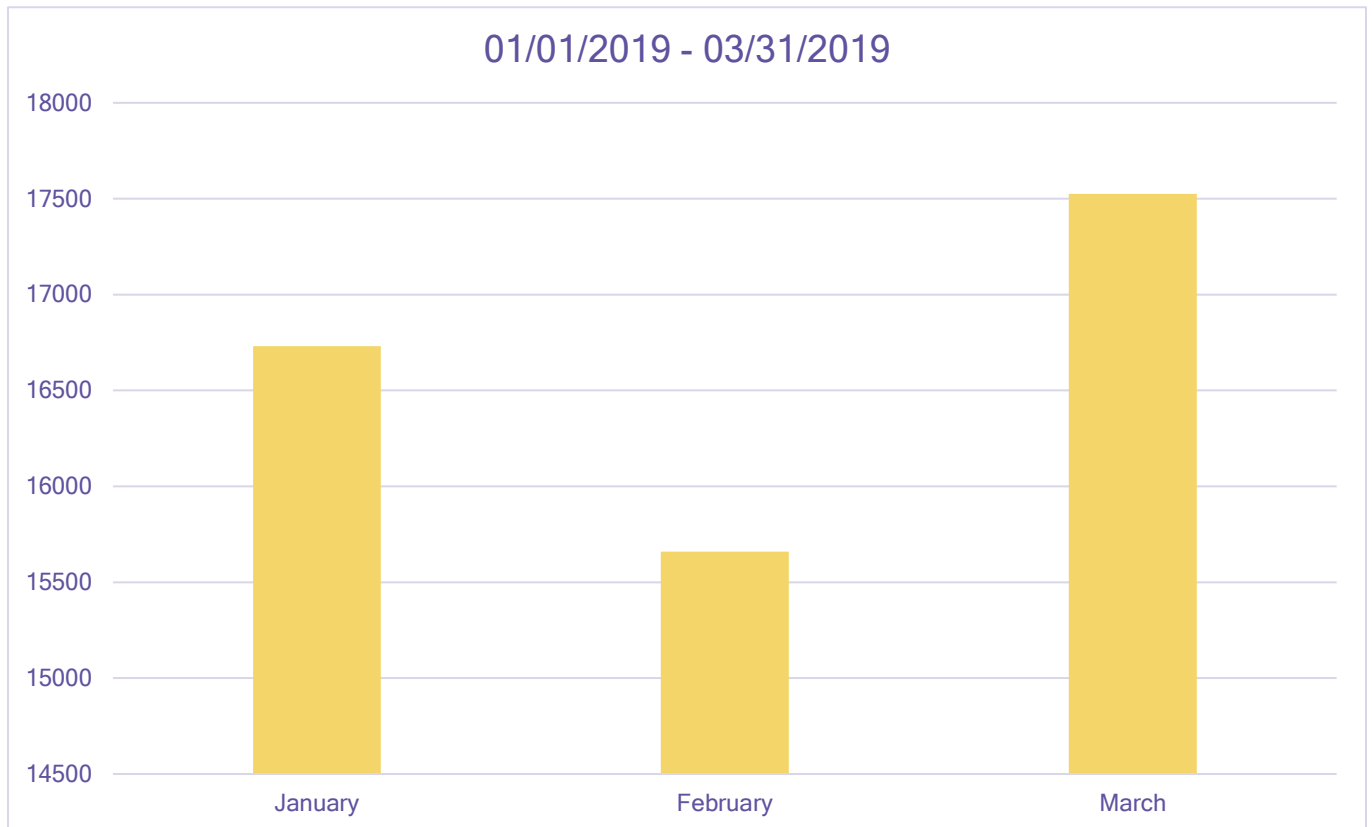
# FINDINGS

## Summary Figures

Table 1 is a high-level overview of EMS Responses in the Eastern PA EMS Council Region for Quarter 1 2019. This table will show actual 911 and other emergency responses as documented in Patient Care Reports.

Metric	Count	% of Total Call Volume
<b>Type of Service Requested</b>		
911 Response (scene)	41,123	
Intercept	129	
Interfacility Transport	4,975	
Medical Transport	3,320	
Mutual Aid	128	
Public Assist	30	
Standby	211	
<b>EMS Patients by Gender</b>		
Female	23,231	
Male	20,242	
Not selected / Reported	6,443	
Cardiac Arrest by Provider Impression	302	

# Total Number of Patient Care Reports Submitted

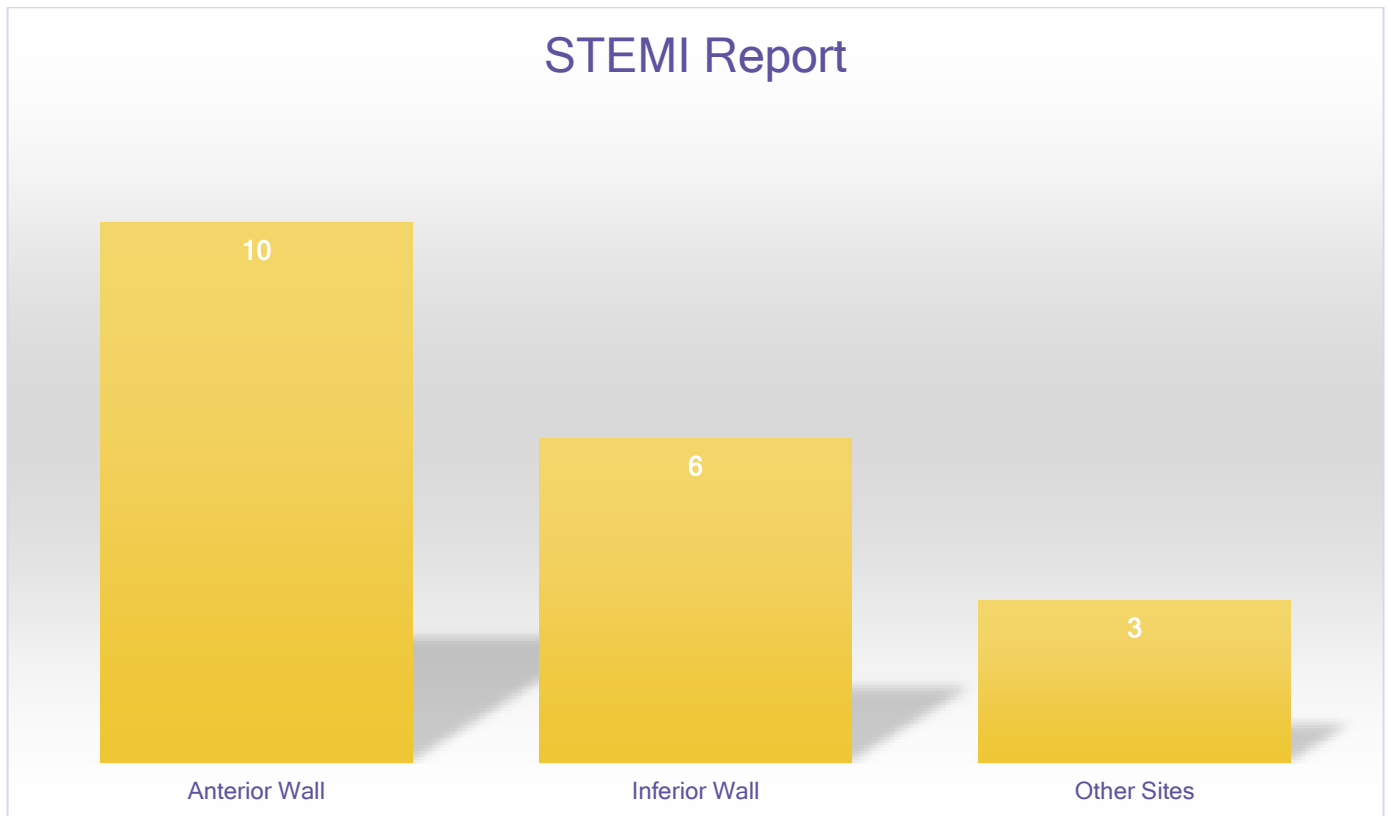


# EMS DISPOSITION FIGURES 01/01/2019 – 03/31/2019

Incident / Patient Disposition	Count	%
Assist, agency	366	
Assist, public	511	
Assist, unit	279	
Cancelled (prior to arrival)	2,943	
Cancelled on scene (no patient contact)	933	
Cancelled on scene (no patient found)	1,422	
Patient dead at scene – no resuscitation attempted (with transport)	336	
Patient dead at scene – resuscitation attempted (without transport)	37	
Patient evaluated; no treatment / transport required	879	
Patient refused evaluation / care (with transport)	17	
Patient refused evaluation / care (without transport)	1,191	
Patient treated, released (AMA)	532	
Patient treated, released (per protocol)	369	
Patient treated, transferred care to another EMS unit	202	
Patient treated, transported by law enforcement	27	
Patient treated, transported by private vehicle	14	
Patient treated, transported by this EMS unit	39,446	
Standby – Public Safety, Fire, or EMS Operational Support	437	
Transport non-patient, organs, etc.	8	
	<b>49,949</b>	



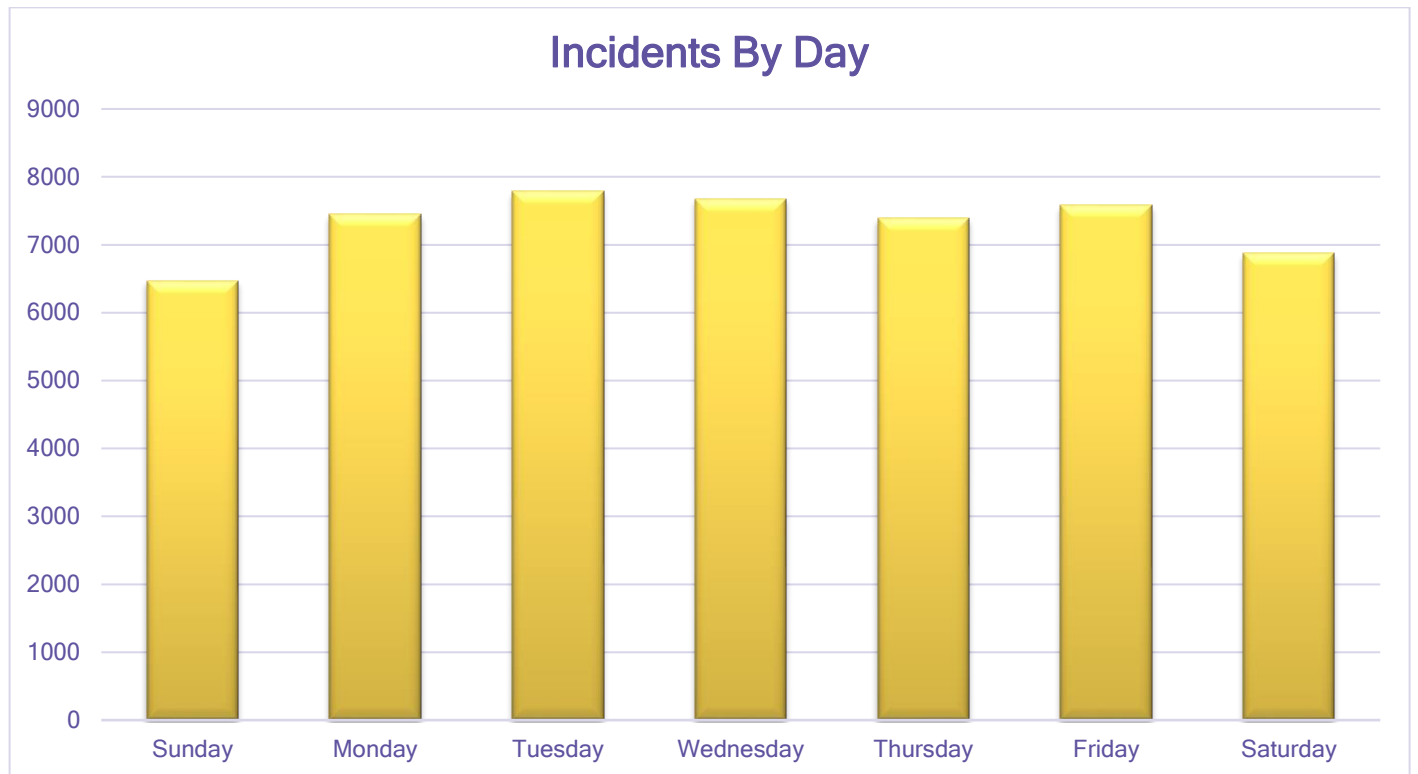
# STEMI REPORT 01/01/2019 – 03/31/2019



This is the count of reports who's Provider's Impression is "STEMI of anterior wall", "STEMI of inferior wall", or STEMI of other sites"

# OPERATIONAL DEPLOYMENT

TOTAL NUMBER OF EMS RESPONSES BY DAY OF WEEK

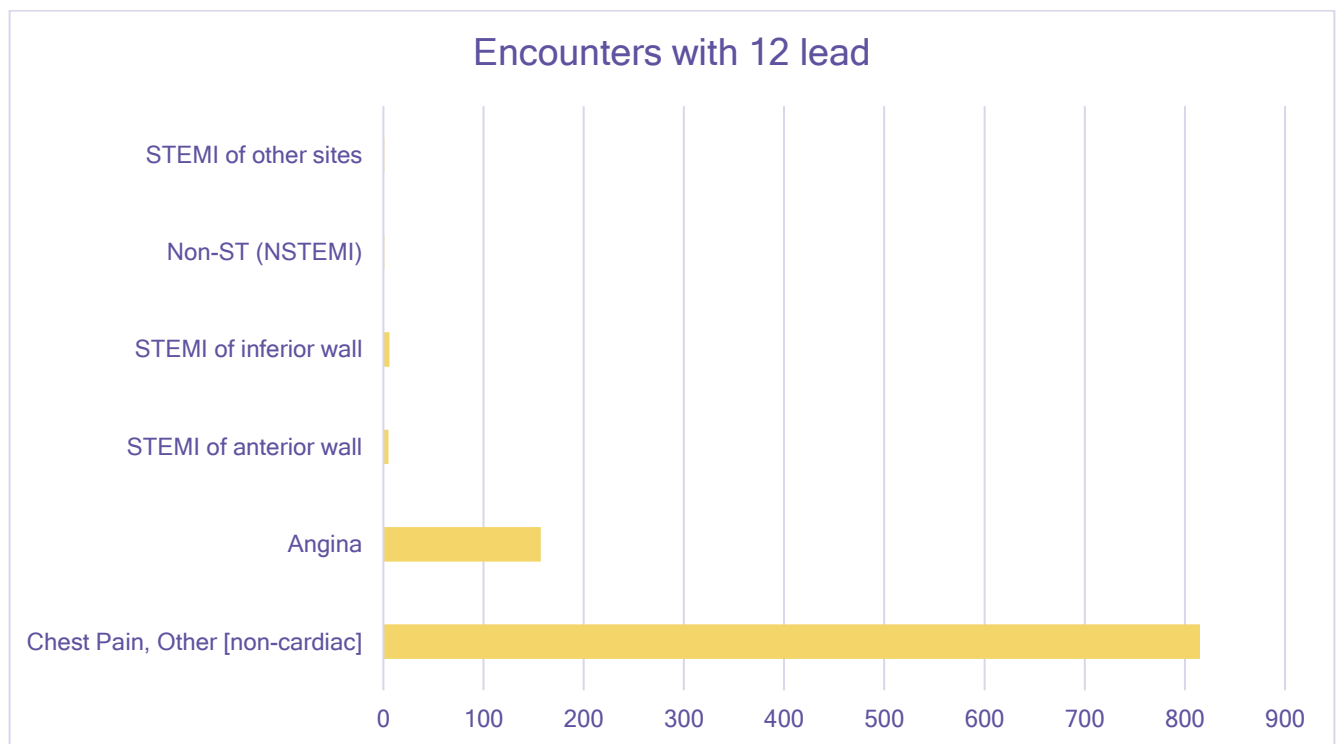


# 12-Leads Performed 01/01/2019 - 03/31/2019

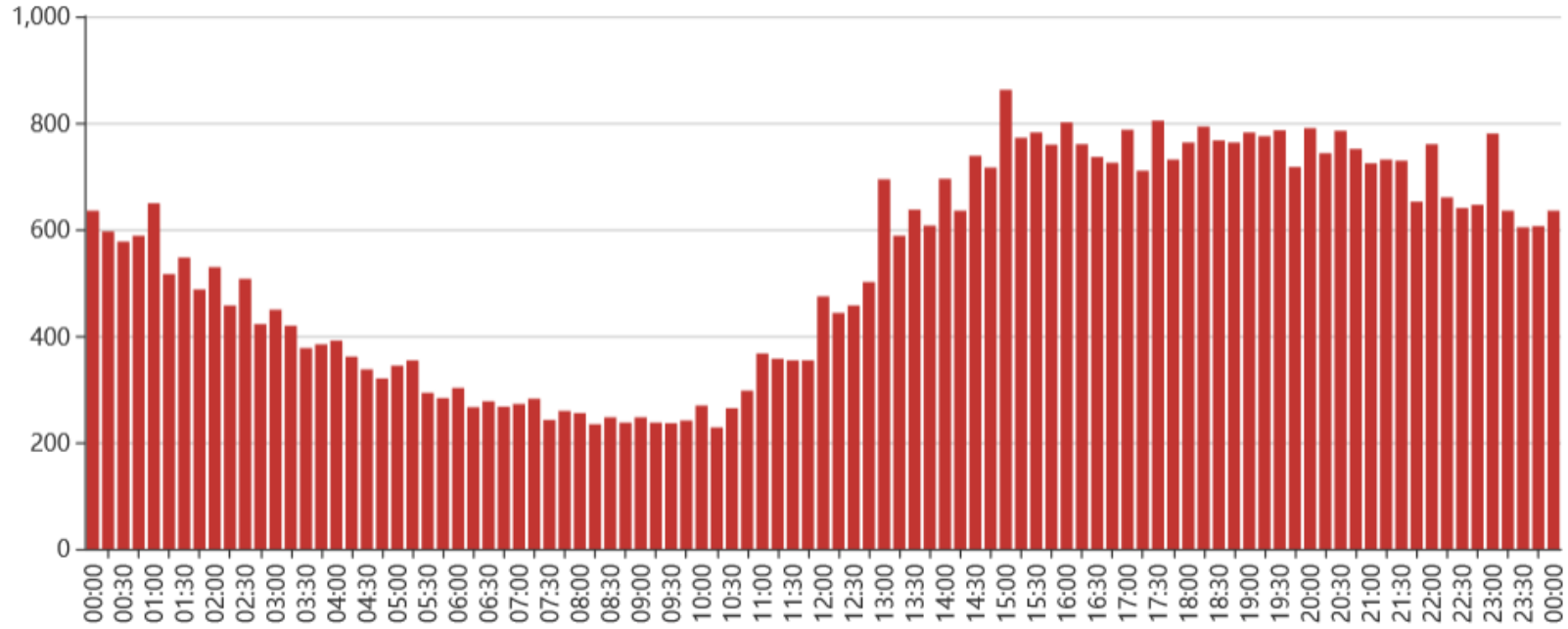
## 12 Leads Performed

Provider Impression	Encounters with 12 lead	Encounters for impression	% receiving 12 lead
Chest Pain, Other [non-cardiac]	815	1169	69.72%
Angina	157	380	41.32%
STEMI of anterior wall	5	7	71.43%
STEMI of inferior wall	6	6	100%
Non-ST (NSTEMI)	1	4	25%
STEMI of other sites	1	3	33.33%
Total	985	1569	

Patient encounters over 30 years of age receiving 12-lead for provider impression suggested of cardiac origin



# TOTAL NUMBER OF EMS RESPONSES BY HOUR



# MEDICATION ADMIN 01/01/2019 – 03/31/2019

## Aspirin Administration

- Angina 226
- Angina - unstable 7
- STEMI of anterior wall 6
- STEMI of inferior wall 4
- STEMI of other sites 1

**Naloxone Administration 417**

**Etomidate Administration 24**

**Ketamine Administration 11**